



GROW INTO A READER

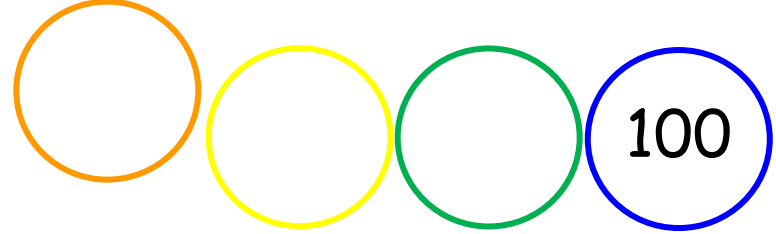

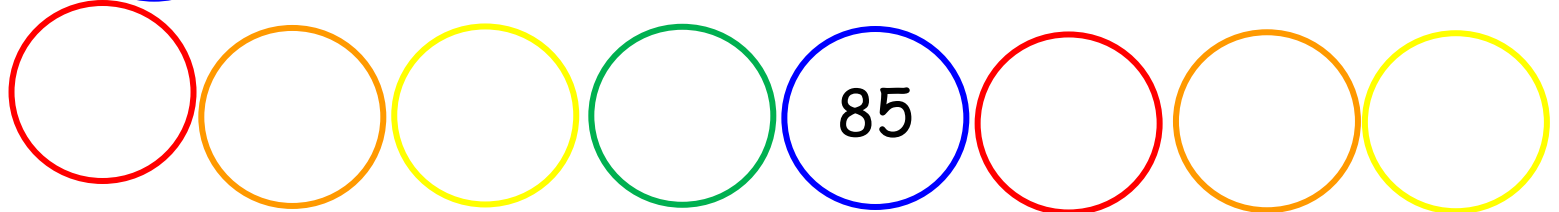

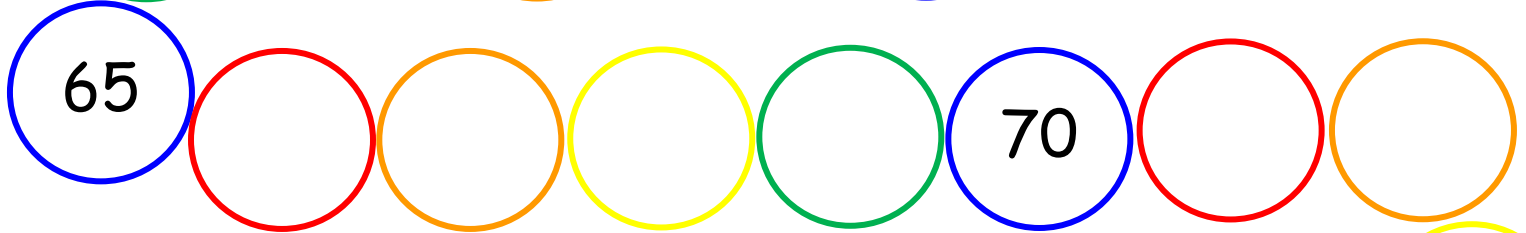


THOMPSON PUBLIC LIBRARY



A grid of 50 circles arranged in 5 rows and 10 columns. The circles are colored in a repeating pattern: red, orange, yellow, green, blue. The following numbers are placed inside specific circles:

- Row 1: 1 (red), 5 (blue)
- Row 2: 10 (blue)
- Row 3: 15 (blue), 20 (blue)
- Row 4: 30 (blue), 25 (blue), 35 (blue)
- Row 5: 45 (blue), 40 (blue), 50 (blue)

Great job, you're half way to 100 books!



Congratulations, you have read 100 books!
Please see Mrs. Flynn for a prize and
your second book tracking sheet.

THOMPSON PUBLIC LIBRARY



TALKING

- ★ *Make sure your child has lots of opportunities to talk with you, not just listen to you talk. Respond to what your child says and follow his or her lead. Answer your child's questions as completely as possible. Your explanations help your child learn more about the world.*
- ★ *Ask your toddler to tell you about something that happened to him or her today; ask for more details so your child can expand on the story. If your child isn't talking yet, ask a question, wait for him or her to react with a gesture or by babbling, and then give feedback, such as, "Yes, the two bunnies are chasing each other."*
- ★ *Ask questions that have more than a "yes" or "no" answer. This encourages your child to think about possible answers and to ask more questions. This increases comprehension skills.*
- ★ *Use new words. Good readers have a large vocabulary. Knowing lots of words helps children better understand what they read. Begin this early, even before your children learn to talk.*

Picture Walk

A picture walk is simply having a conversation about the story, not reading word for word.

1. Choose one of your favorite titles.
2. Look at the cover. Point out the title and author. Talk about the illustration; ask what your child thinks the story is about.
3. "Walk" through the book, page by page. Talk about the characters, and predict what might happen to them. Make a guess about how the book will end.

1,000 Books Before Kindergarten is generously supported by the Friends of the Thompson Public Library.

Many of the facts and tips that you will read throughout this packet are taken from the Every Child Ready to Read project from the American Library Association.

Visit thompsonpubliclibrary.org for more resources.